

# Patients First

CHCA Home Care Summit

October 30, 2017

# Home Care in Ontario

- 650,000 clients per year
- 350,000 on a steady state basis
- Delivered through 14 Local Health Integration Networks, largely through contracted service providers
- \$2.8B, about 5% of provincial health budget
- Patients can self-refer or be referred through hospitals and primary care providers


# Sector Comparison

## Acute Care

\$16.73 B



~30,700  
Hospital beds




## Home Care

\$2.75 B



~351,300  
Home care clients



## Long-Term Care

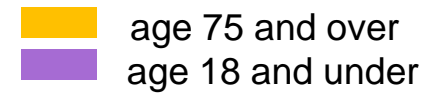
\$5.69 B



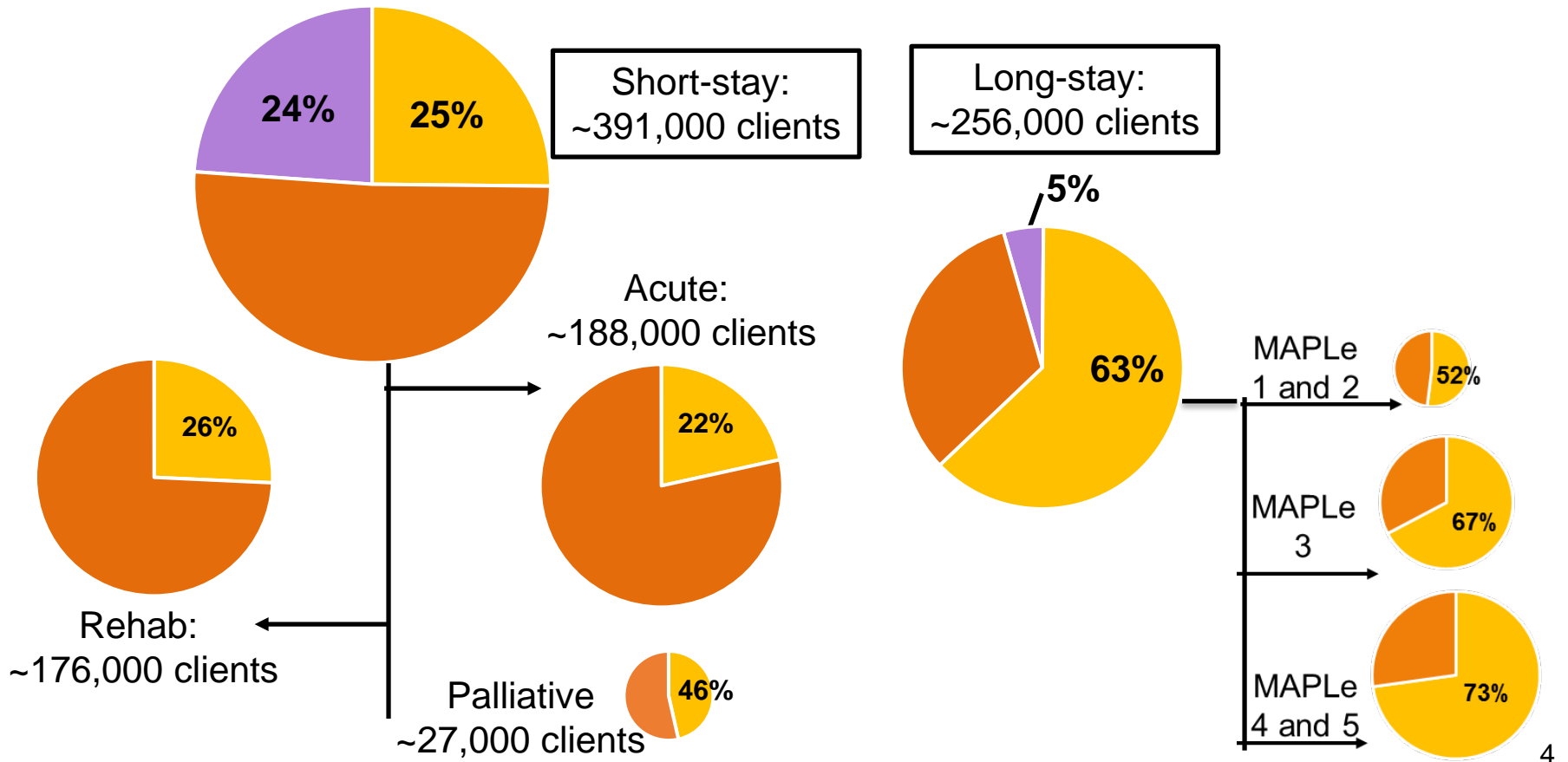
~77,600  
LTC long-stay beds



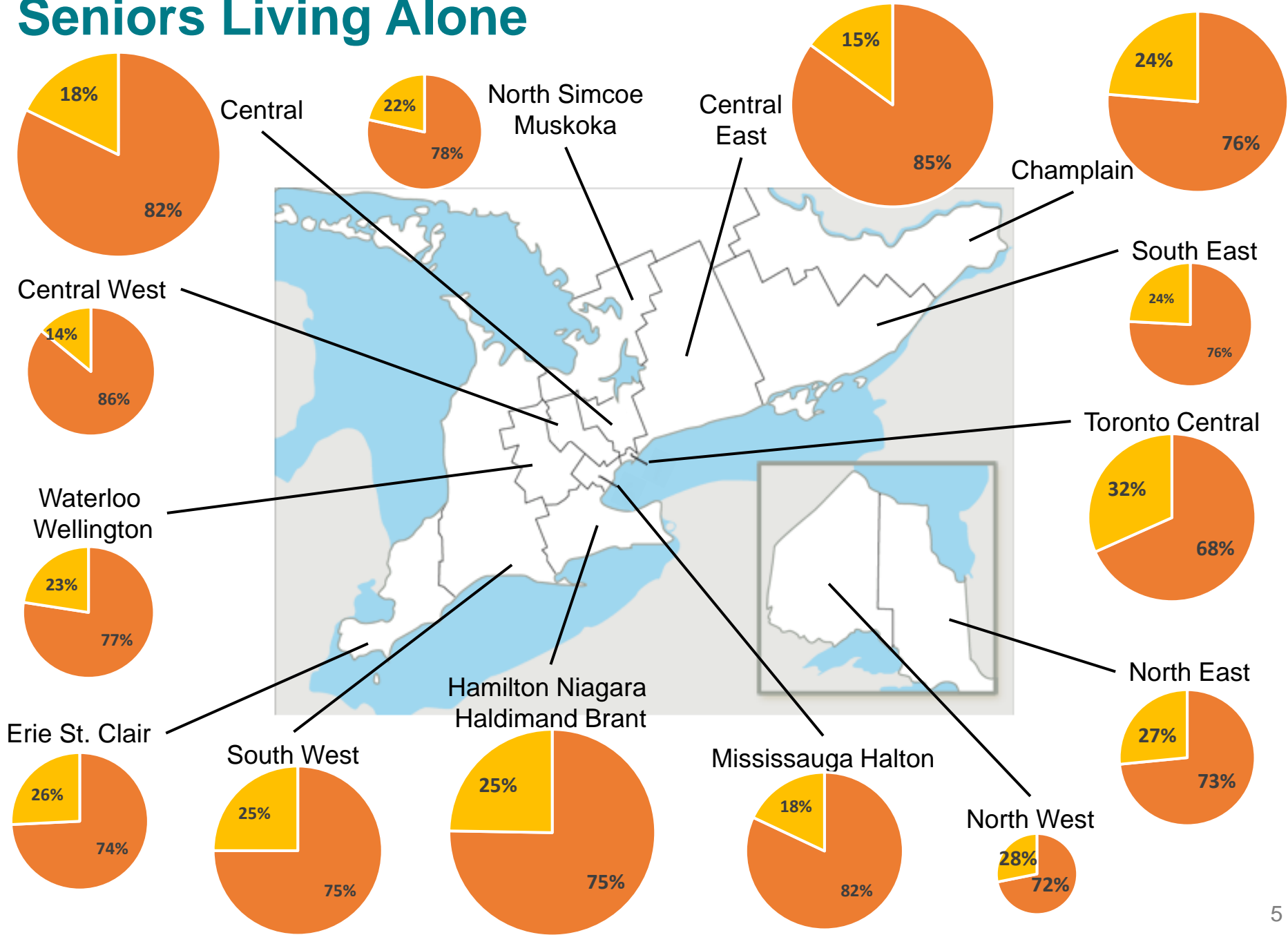
# Home Care Client Population



- Of the ~647,000 clients on home care in 2015-16:
  - 40% of all home care clients were seniors, age 75 and above.
  - 16% of all home care clients were children, age 18 and under.



# Seniors Living Alone



# Patients First: A Roadmap to Strengthen Home and Community Care




- In May 2015, Ontario announced a three-year plan to improve and expand home and community care.
- In the third year of the Roadmap, the ministry is on track for seven of the commitments and work is well underway for the other three.

1. Develop a Statement of Home and Community Care Values	✓
2. Create a Levels of Care Framework	In progress
3. Increase Funding for Home and Community Care	✓
4. Move Forward with Bundled Care	✓
5. Offer Self-Directed Care	In progress
6. Expand Caregiver Supports	In progress
7. Enhance Support for Personal Support Workers	✓
8. Increase Nursing Services for Patients with Complex Needs	✓
9. Provide Greater Choice for Palliative and End-of- Life Care	✓
10. Develop a Capacity Plan	In progress

# Roadmap Accomplishments

## Develop a Statement of Home and Community Care Values




- Statement launched in April 2017.

*The ministry and our home and community care partners will deliver patient-centred home care that is responsive, collaborative, transparent and flexible. This means providing care in partnership with clients and caregivers that is reliable, accessible, respectful, integrated and accountable.*

## Create a Levels of Care Framework

- Expert panel report released in October 2017.
- Ten recommendations, including a seven-level framework based on functional need.



# Roadmap Accomplishments

## Increase Funding For Home and Community Care

- 2015-16: \$250 M for home and community care, including \$55M for home care and community service capacity.
- 2016-17: \$250M for home and community care, including \$100M for home care and caregiver respite.
- 2017-18: \$250M for home and community care, including \$100M for home care and caregiver respite.

### **The 2017-18 funding is expected to support:**

- 1.5 million additional hours of personal support services;
- 390,000 additional hours of nursing care;
- 110,000 additional hours of therapy; and
- 600,000 additional hours of respite services for caregivers.



# Roadmap Accomplishments

## Offer Self-Directed Care



- Draft regulation amendment posted September 2017
- If approved, will support self-directed care for children with medical complexity, clients in extraordinary circumstances, adults with an acquired brain injury and home-schooled children.

## Expand Caregiver Supports

- \$2M per year over the next two years to support caregiver training and education programs
- Caregiver toolkit in development
- A caregiver organization will be launched in spring 2018



# Roadmap Accomplishments

## Enhance Support for Personal Support Workers



- PSW wage enhancement raised the minimum base wage to \$16.50 per hour.
- A harmonized contract rate for most personal support services has been implemented, effective April 2017.

## Increase Nursing Services for Patients with Complex Needs

- In October 2015, Ontario increased the maximum amount of nursing services that a home care client may receive.
- The province also allowed LHINs to provide nursing services above the maximum to clients in extraordinary circumstances.




# Roadmap Accomplishments

## Provide Greater Choice for Palliative and End-of-Life Care

- 2016 Budget: \$75M over three years to strengthen community-based hospice and palliative care.
- 20 new hospices across the province, including supporting sustainability for existing hospice beds.
- The Hospice Capital Program was launched in July 2017.



## Develop a Capacity Plan



- The ministry has developed a provincial Capacity Planning Framework, including analytical tools.

# Spotlight on Bundled Care

- Six teams in Ontario are implementing bundled care models (also known as integrated funding models). Bundled care is helping people transition more smoothly out of the hospital and into their homes.
- Lessons learned from the pilots will inform a broader implementation plan.
- Over 4,000 patients are enrolled the bundled care program across the province.

TEAMS	PATIENT POPULATIONS SERVED
South West LHIN - Connecting Care to Home (CC2H)	COPD and plan to add CHF
HNHB LHIN - Integrated Comprehensive Care 2.0	COPD and CHF
Central West LHIN - Hospital 2 Home (H2H)	Cellulitis and Urinary Tract Infection
Mississauga Halton LHIN - Putting Patients at the Heart	Cardiac surgery
Central LHIN - Integrating Specialized and Primary Care	COPD and CHF
Toronto Central and Central LHINs - One Client, One Team	Stroke patients

# Spotlight on Bundled Care

## Bundled care pilots have shown early signs of improved outcomes

- Two sites cut their readmission rates by over **25%**
- One site has reduced length of stay by **50%**
- One site has cut their ED visit rates in half

### ***Once back in the community:***

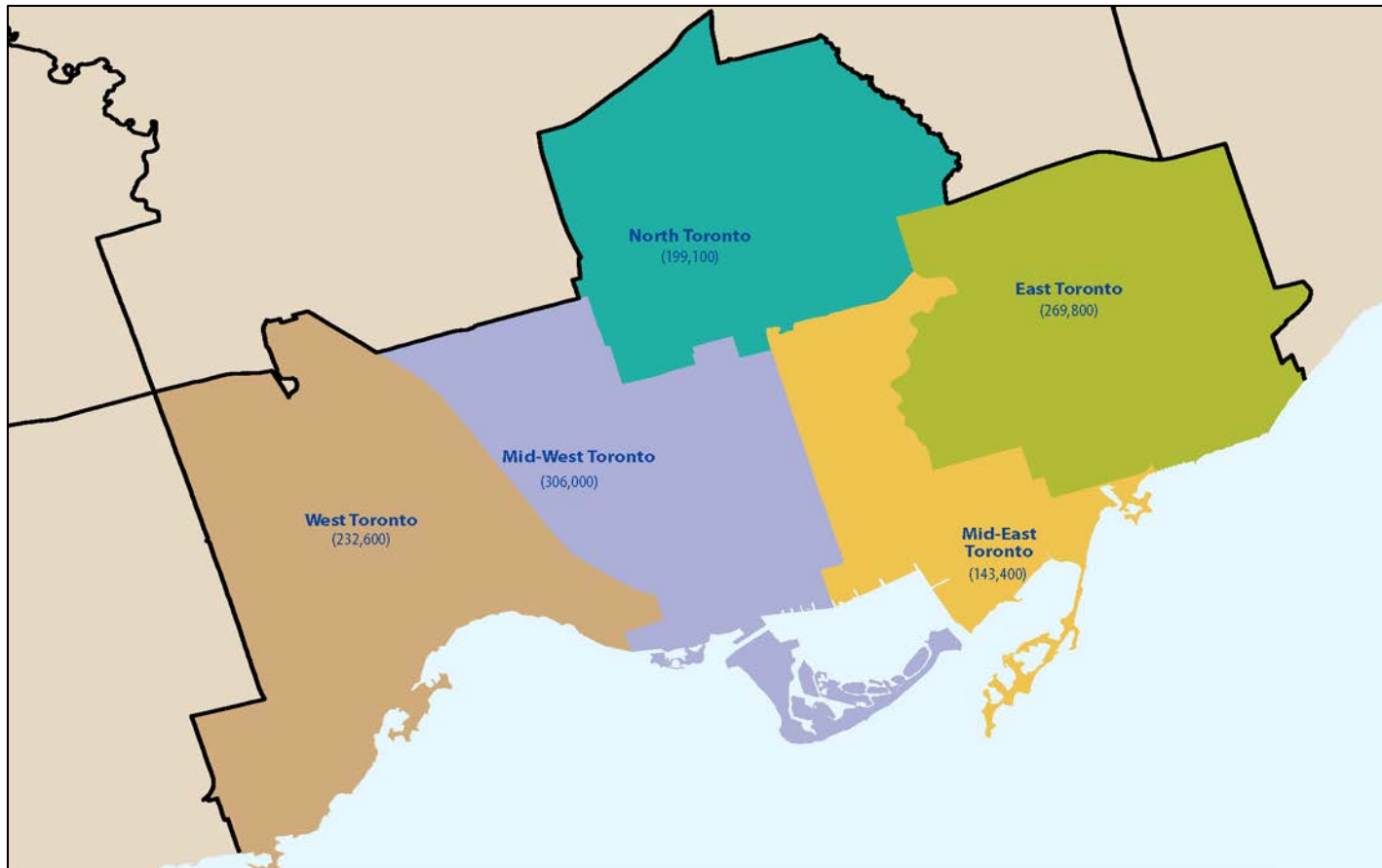
- **93%** of patients felt the program helped them feel more confident about their health.
- **88%** of patients reported having a positive care experience at home.

### ***On the experience with transition from hospitalization:***

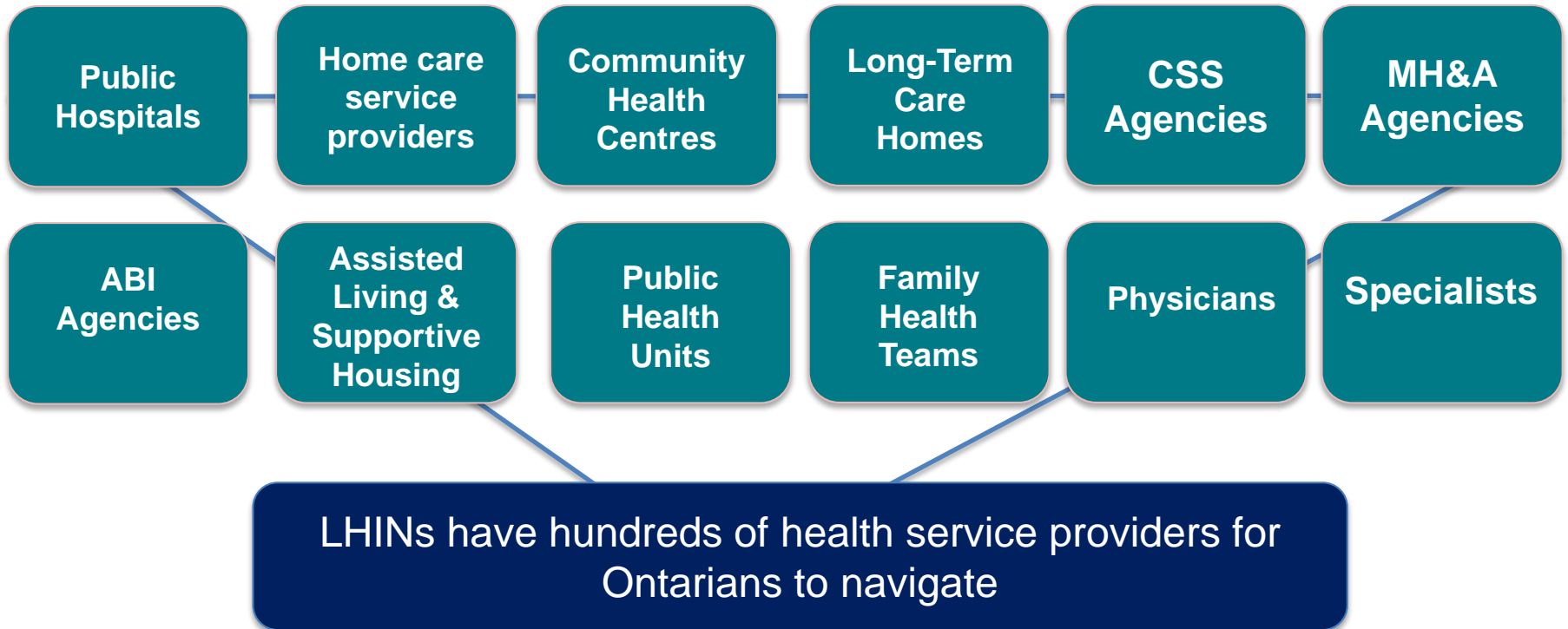
- **93%** of patients felt their preferences (and those of their caregivers) were taken into account when deciding what their health care needs would be when they left.

# Sub-Regions

- 76 sub-regions across the province
- Average of 5 per LHIN
- Median population size: 139,000



# LHINs: a complex landscape



# Operationalizing Sub-Regions



## Sub-region integration tables



***To identify, plan and make recommendations for local priorities, LHINs are creating tables in each sub-region with local representation from:***

Addictions and Mental Health  
French Language Services  
Hospital  
Home and community care

Patients/family/caregivers  
Primary care administration  
Primary care clinical  
Public Health

Indigenous  
Long-Term Care  
Specialists